

DP-DS620 USB iSerialNumber

Enable/Disable setting tool

Instruction

September, 18, 2015

Dai Nippon Printing Co., Ltd.

1. **Supported printer**

- DP-DS620
- DP-DS620(A)

2. **Operating Environment**

DP-DS620 USB iSerialNumber Enable/Disable setting tool requires an IBM PC/AT compatible personal computer with the following operating environment.

Operating system

- Microsoft Windows 7
- Microsoft Windows 8
- Microsoft Windows 8.1
- Microsoft Windows 10

Display monitor (recommended)

XGA (1024 × 768 pixels) and 24-bit color

3. **Install the tool**

Install

Copy the executable file to any directory on your computer.

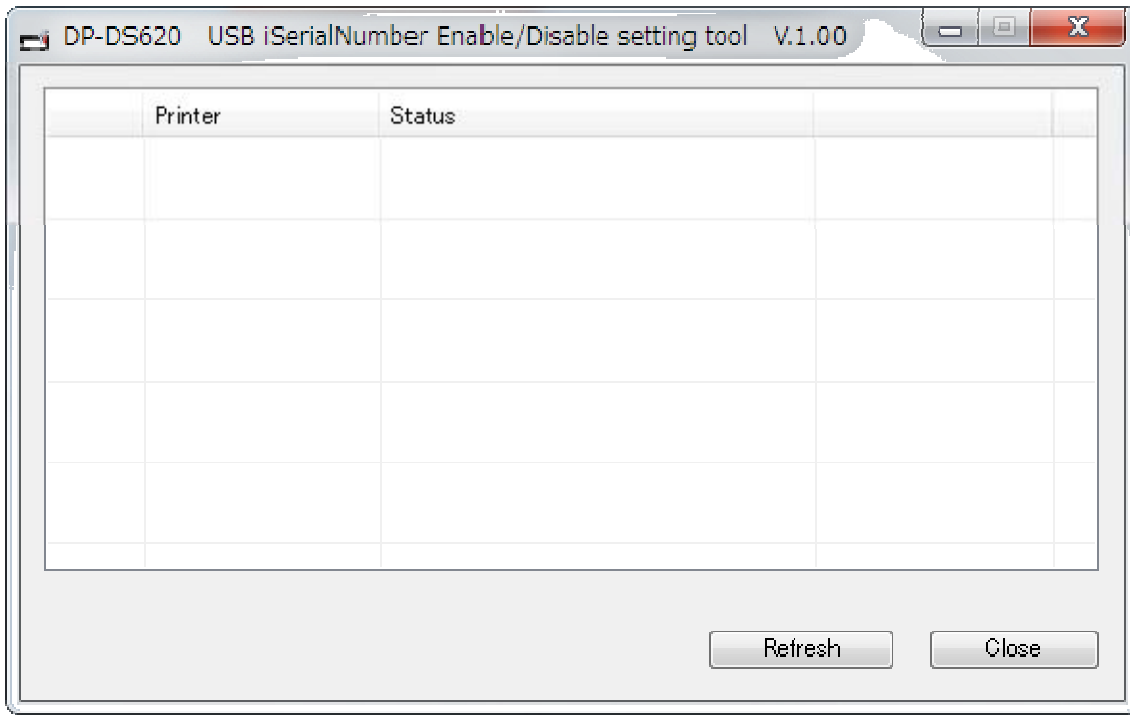
4. **How to use**

(1) Run the executable file.

Attention

- Quit any software for DP-DS620/DP-DS620(A) before using this tool.
- Never use the setting window of printer driver or perform the print from your computer.

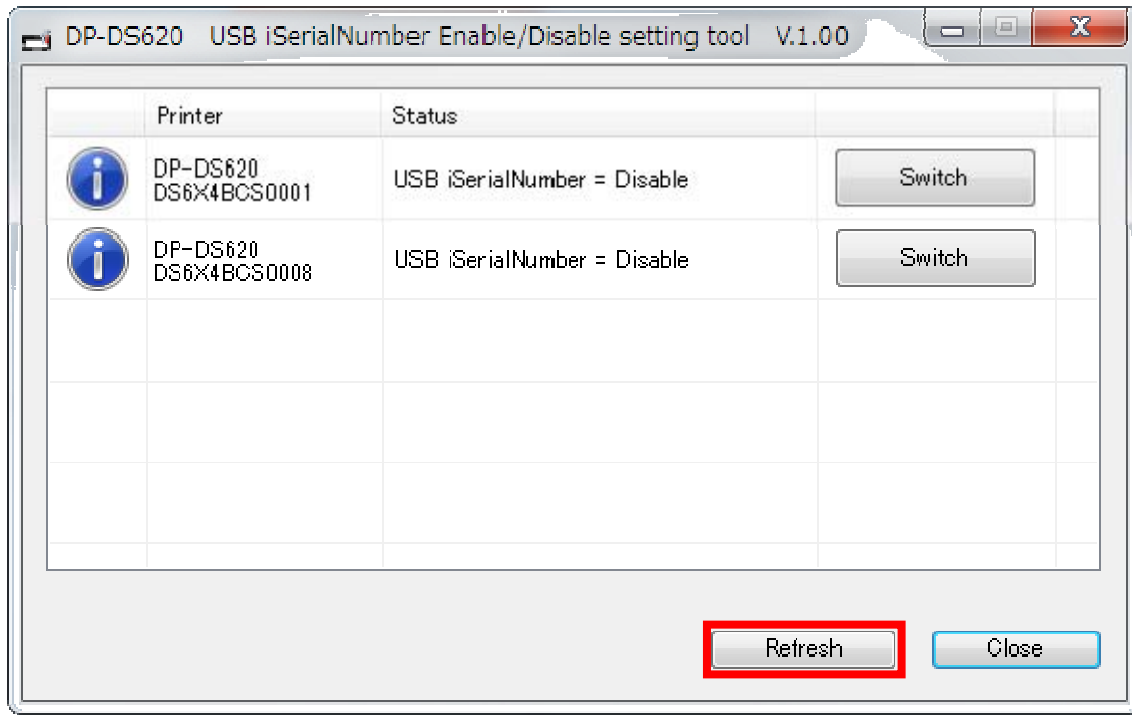
(2)The below window will appear.



- Printer The model name and serial number of connected printer
- Status The status of connected printer

(3)Connect the printer via USB cable to your computer.

(4) Press [Refresh], and the window shows the information of connected printer.

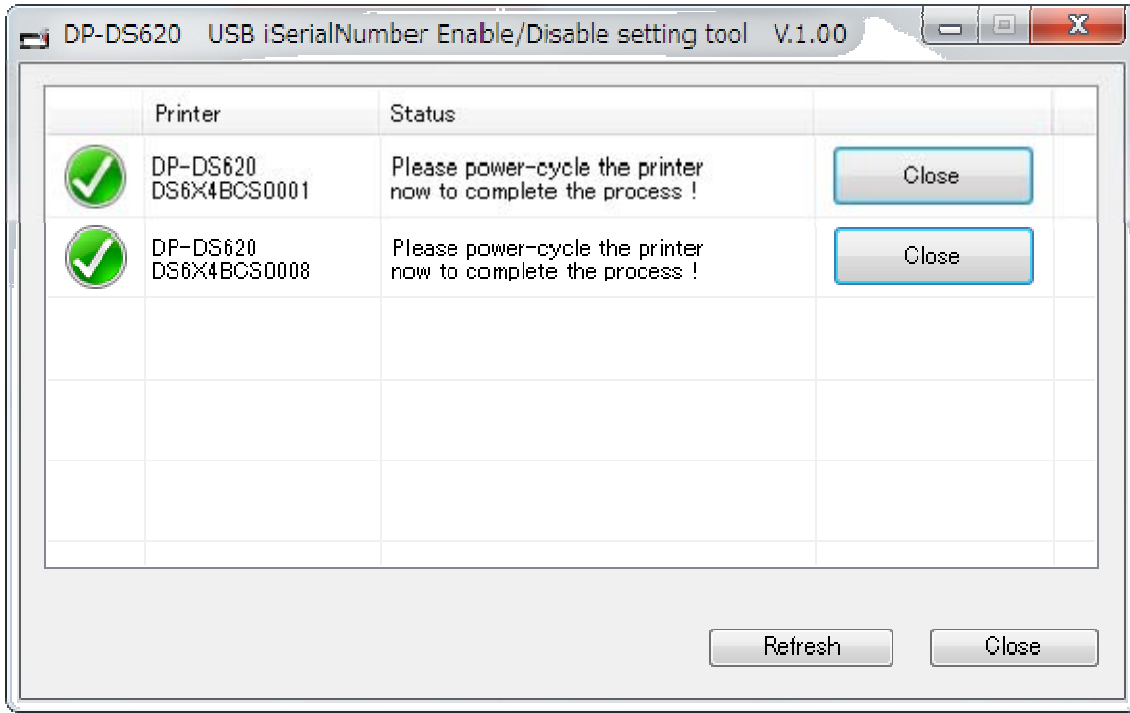


(5) To change the printer setting, press [Switch]

When the setting of USB iSerialNumber is enable, the setting will come to disable.

When the setting is disable, the setting will come to enable.

(6) To complete the setting change process, be sure to restart the printer.



(7) After the printer restarts, the printer driver might be newly installed. Please delete the previously installed printer driver on “Devices and Printers” screen if it is not necessary anymore.

5. Copyright Notice

©2015 Dai Nippon Printing Co., Ltd. All rights reserved. This manual may not be reproduced, translated or reduced to any machine readable form in whole or in part, without prior written approval from Dai Nippon Printing Co., Ltd.

DAI NIPPON PRINTING CO., LTD. PROVIDES NO WARRANTY WITH REGARD TO THIS MANUAL OR INFORMATION CONTAINED HEREIN AND HEREBY EXPRESSLY DISCLAIMS ANY IMPLIED WARRANTIES OF MERCHANTABILITY OR FITNESS FOR ANY PARTICULAR PURPOSE WITH REGARD TO THIS MANUAL OR SUCH INFORMATION. IN NO EVENT SHALL DAI NIPPON PRINTING CO., LTD. BE LIABLE FOR ANY INCIDENTAL, CONSEQUENTIAL OR SPECIAL DAMAGES, WHETHER BASED ON TORT, CONTRACT, OR OTHERWISE, ARISING OUT OF OR IN CONNECTION WITH THIS MANUAL OR INFORMATION CONTAINED HEREIN OR THE USE THEREOF.

Dai Nippon Printing Co., Ltd. reserves the right to make any modification to this manual or the information contained herein at any time without notice.

Microsoft and Windows are registered trademarks of Microsoft Corporation in the United States and/or other countries.